

Patients with Catheters



TIP 1

Catheters have a higher risk of infection. Ask your doctor about getting a fistula or graft instead.



TIP 2

Learn how to take care of the catheter at home. Do not get it wet.



TIP 3

Wash your hands often, especially before and after dialysis treatment.




TIP 4

Know the steps your healthcare providers should take when using the catheter for treatment.




TIP 5

Know the signs and symptoms of infection and what to do if you think you might have an infection.



TIP 6

Know what to do if you have any problem with the catheter.



6 TIPS

to prevent
Dialysis
Infections



U.S. Department of
Health and Human Services
Centers for Disease
Control and Prevention

www.cdc.gov/ckd www.cdc.gov/dialysis/patient

Patients with Fistulas or Grafts



TIP 1

Take care of your dialysis access site at home. Avoid scratching or picking it.



TIP 2

Wash your hands often, especially before and after dialysis treatment.



TIP 3

Wash or cleanse your dialysis access site prior to treatment.



TIP 4

Know the steps your healthcare providers should take when using your dialysis access for treatment.




TIP 5

Know the signs and symptoms of infection and what to do if you think you might have an infection.



TIP 6

Know what to do if you have any problem with your dialysis access site.



6 TIPS to prevent Dialysis Infections



U.S. Department of
Health and Human Services
Centers for Disease
Control and Prevention

www.cdc.gov/ckd www.cdc.gov/dialysis/patient